
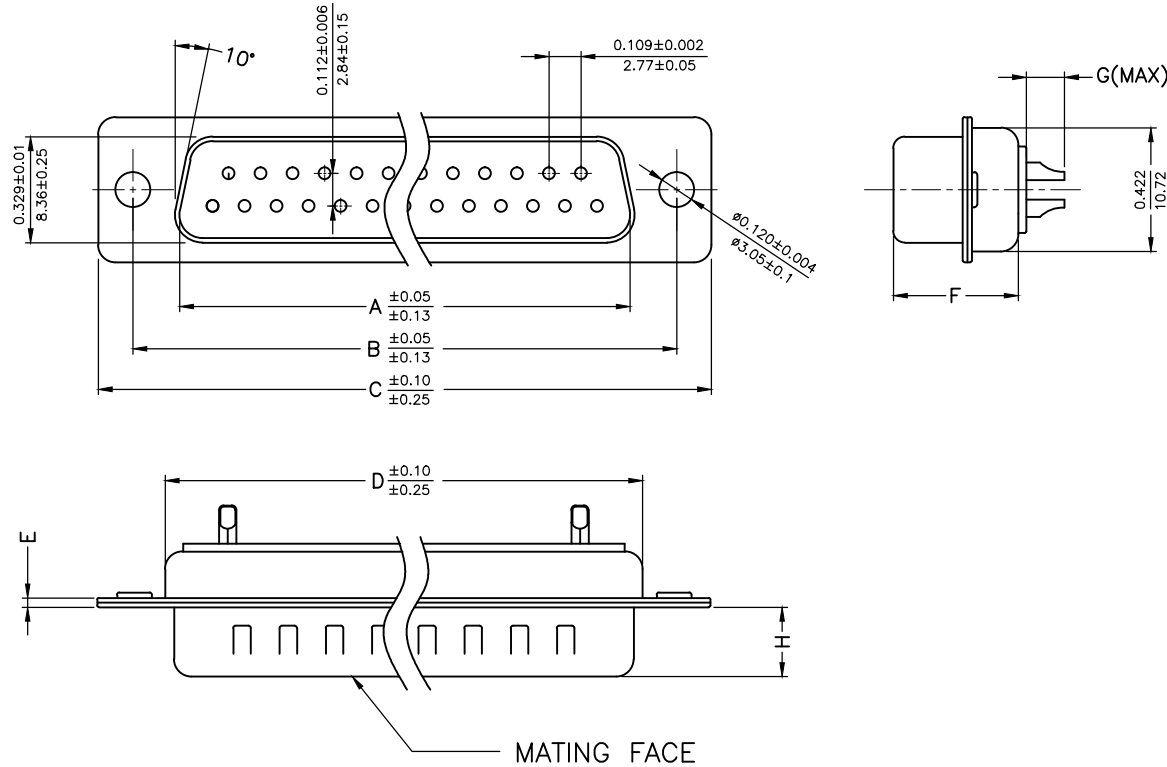


THIS IS A C.A.D. GENERATED DRAWING
DO NOT MAKE MANUAL REVISIONS TO MASTER.



* UNLESS OTHERWISE SPECIFIED TOLERANCES
ON DECIMAL IS: .XX ± 0.35

UNIT: MM



Material & Finish
Shell:
Steel
Nickel or Tin plated

Pin Contact:
Brass
Gold plated over nickel

Insulator:
PBT glass-fiber reinforced UL 94-V0

Number of contact:
9,15,25,37,50

Current rating: 5 amp

Dielectric strength:
1000V for one minute

Insulator resistance:
1000MΩ Min at 500V DC

Temperature: -55°C ~ 105°C

ITEM NO	A	B	C	D	E	F	G	H
MHDM9SP	16.92(0.666)	24.99(0.984)	30.81(1.213)	19.23(0.757)	1.0(0.0394)	10.8(0.425)	2.7(0.106)	5.84(0.23)
MHDM15SP	25.25(0.994)	33.32(1.312)	39.14(1.541)	27.56(1.085)	1.0(0.0394)	10.8(0.425)	2.7(0.106)	5.84(0.23)
MHDM25SP	38.96(1.534)	47.04(1.852)	53.04(2.088)	41.30(1.625)	1.0(0.0394)	10.8(0.425)	2.7(0.106)	5.84(0.23)
MHDM37SP	55.42(2.182)	63.50(2.500)	69.32(2.729)	57.71(2.272)	1.0(0.0394)	10.8(0.425)	2.7(0.106)	5.84(0.23)
MHDM50SP	52.86(2.081)	61.11(2.406)	66.92(2.634)	55.30(2.177)	1.0(0.0394)	10.8(0.425)	2.7(0.106)	5.84(0.23)

THESE DRAWINGS AND SPECIFICATIONS ARE THE PROPERTY OF MH CONNECTORS LTD. AND SHALL NOT BE REPRODUCED, COPIED OR USED AS THE BASIS FOR THE MANUFACTURE OR SALE OF APPARATUS WITHOUT WRITTEN PERMISSION.

DRAWN
Johnny
DATE
07-24-12

APPROVED
DAMIEN
DATE
01-07-14

SCALE
1:1
SHEET OF
1 OF 1
REV:
3.0

DRAWING No
MHDM SP




THIS SERIES FULLY CONFORMS TO THE EUROPEAN UNION DIRECTIVES 2002/95/EC AND 2002/96/EC FOR RoHS COMPLIANCY.



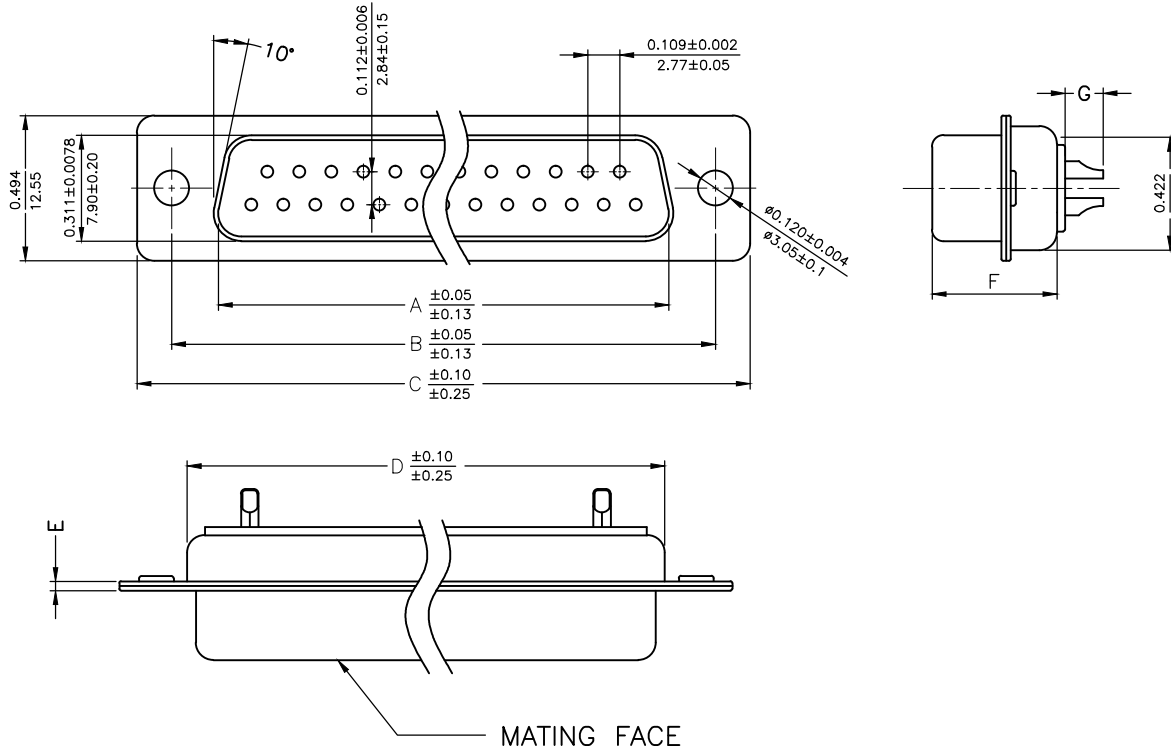
MH CONNECTORS LTD.

THIS IS A C.A.D. GENERATED DRAWING
DO NOT MAKE MANUAL REVISIONS TO MASTER.



* UNLESS OTHERWISE SPECIFIED TOLERANCES
ON DECIMAL IS: .XX ± 0.35

UNIT: MM



Material & Finish

Shell:
Steel
Nickel or Tin plated

Pin Contact:
Brass
Gold plated over nickel

Insulator:
PBT glass-fiber reinforced UL 94-V0

Number of contact:
9,15,25,37,50

Current rating: 5 amp

Dielectric strength:
1000V for one minute

Insulator resistance:
1000MΩ Min at 500V DC

Temperature:-55°C ~105°C

ITEM NO	A	B	C	D	E	F	G
MHDM9SS	16.33(0.643)	24.99(0.984)	30.81(1.213)	19.28(0.759)	1.0(0.0394)	10.8(0.425)	2.30(0.091)
MHDM15SS	24.66(0.971)	33.32(1.312)	39.14(1.541)	27.51(1.083)	1.0(0.0394)	10.8(0.425)	2.30(0.091)
MHDM25SS	38.38(1.511)	47.04(1.852)	53.04(2.088)	41.30(1.625)	1.0(0.0394)	10.8(0.425)	2.30(0.091)
MHDM37SS	54.84(2.159)	63.50(2.500)	69.32(2.729)	57.71(2.272)	1.0(0.0394)	10.8(0.425)	2.30(0.091)
MHDM50SS	52.34(2.060)	61.11(2.406)	66.92(2.634)	55.30(2.177)	1.0(0.0394)	10.8(0.425)	2.30(0.091)

THESE DRAWINGS AND SPECIFICATIONS ARE THE PROPERTY OF MH CONNECTORS LTD. AND SHALL NOT BE REPRODUCED, COPIED OR USED AS THE BASIS FOR THE MANUFACTURE OR SALE OF APPARATUS WITHOUT WRITTEN PERMISSION.

DRAWN
Johnny
DATE
07-24-12

APPROVED
DAMIEN
DATE
01-07-14

SCALE
1:1
SHEET OF
1 OF 1
REV:
3.0

DRAWING No
MHDM SS



THIS SERIES FULLY CONFORMS TO THE EUROPEAN UNION DIRECTIVES 2002/95/EC AND 2002/96/EC FOR RoHS COMPLIANCY.



MH CONNECTORS LTD.