


THIS IS A C.A.D. GENERATED DRAWING
DO NOT MAKE MANUAL REVISIONS TO MASTER.



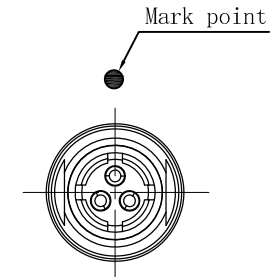
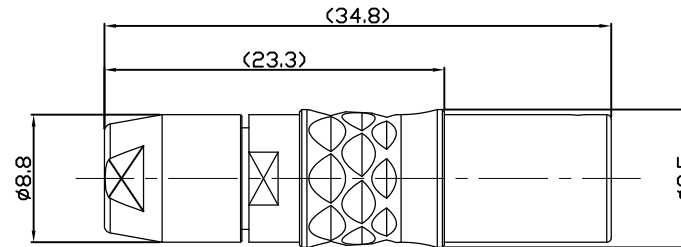
UNLESS OTHERWISE SPECIFIED TOLERANCES
ON DECIMAL IS: ANGLE
UNIT: MM X.
X.X

1) Product main performance:

Operating Temperature: -55°C ~ 200°C
Humidity(max): <=95% [at 60 deg C / 140 F]
Shielding: 75dB(10MHz) 40dB(1GHz)
Salt Spray Corrosion: 96hr
P op (max): 60 bar (870 psi)

Mechanical data:
Vibration: 15g[10Hz~2000Hz]
Shock Resistance: 100g[6ms]
Endurance (Shell): 5000+

Other Specification:
Contact PIN: Gold plated Tin bronze
Housing Material: Chrome plated brass
Other metal spare parts: Nickel plated brass
Insulator material: PPS
IP Rating: IP50
*ALL MATERIALS ARE RoHS COMPLIANT



MHCP0BxxFSxx

Pin Configuration — Cable code

Pin Configuration	02	03	04	05	06	07	09	10
Pin Number								
Pin Size (mm)	0.9	0.9	0.7	0.7	0.5	0.5	0.5	0.5
Withstand voltage (V) (AC)	875	875	750	750	750	750	750	750
Rated Current (A)	10.0	8.0	7.0	6.5	2.5	2.5	2.0	2.0
Insulation resistance (MΩ)	≥5000MΩ (500V(DC))							
R (max) (mΩ)	≤9	≤9	≤12.5	≤12.5	≤15	≤15	≤15	≤15
AWG (max) Stranded Wire	24	24	26	26	28	28	28	28

Cable code	Cable diameter (mm)	
	Min	Maxi
10	1.6	2.0
20	2.1	3.0
30	2.4	3.3
40	3.1	4.0
50	4.1	5.0

THESE DRAWINGS AND SPECIFICATIONS ARE THE PROPERTY OF MH CONNECTORS AND SHALL NOT BE REPRODUCED, COPIED OR USED AS THE BASIS FOR THE MANUFACTURE OR SALE OF APPARATUS WITHOUT WRITTEN PERMISSION.

DRAWN E.P. DATE 23-10-23

APPROVED S.R. DATE 23-10-23

SCALE NA SHEET OF 1 OF 1 REV: 2

DRAWING No MHCP0BxxFSxx



THIS SERIES FULLY CONFORMS TO THE EUROPEAN UNION DIRECTIVES 2015/863/EU AND 2011/65/EU FOR RoHS COMPLIANCY.



MH CONNECTORS,
DIVISION OF EDAC