


THIS IS A C.A.D. GENERATED DRAWING  
DO NOT MAKE MANUAL REVISIONS TO MASTER.



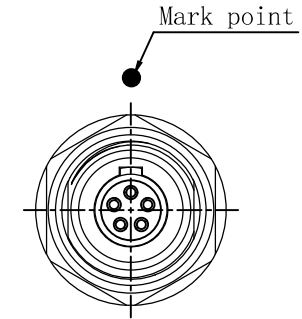
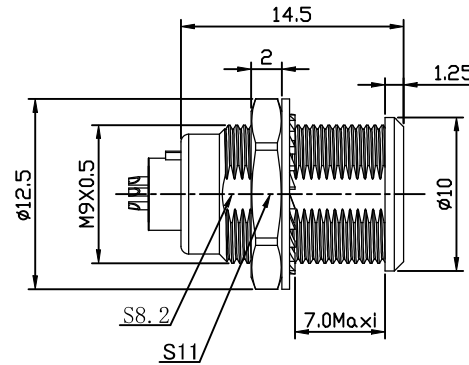
UNLESS OTHERWISE SPECIFIED TOLERANCES  
ON DECIMAL IS: ANGLE  
UNIT: MM X.  
X.X

1) Product main performance:

Operating Temperature : -55°C~200°C  
Humidity(max) : <=95% [at 60 deg C / 140 F]  
Shielding : 75dB(10MHz) 40dB(1GHz)  
Salt Spray Corrosion : 96hr  
P op (max) : 60 bar (870 psi)

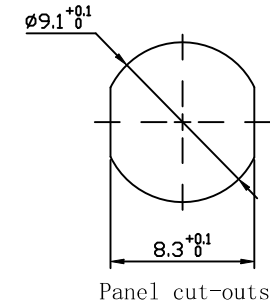
Mechanical data:  
Vibration : 15g[10Hz~2000Hz]  
Shock Resistance : 100g[6ms]  
Endurance (Shell) : 5000+

Other Specification:  
Contact PIN: Gold plated Tin bronze  
Housing Material: Chrome plated brass  
Other metal spare parts: Nickel plated brass  
Insulator material: PPS  
IP Rating/: IP50  
\*ALL MATERIALS ARE RoHS COMPLIANT.



# MHCP0BxxSS

Pin Configuration



Pin Configuration	02	03	04	05	06	07	09	10
Pin Number								
Pin Size (mm)	0.9	0.9	0.7	0.7	0.5	0.5	0.5	0.5
Withstand voltage (V) (AC)	875	875	750	750	500	500	500	500
Rated Current (A)	10.0	8.0	7.0	6.5	2.5	2.5	2.0	2.0
Insulation resistance (MΩ)	≥5000MΩ (500V (DC))							
R (max) (mΩ)	≤9	≤9	≤12.5	≤12.5	≤15	≤15	≤15	≤15
AWG (max) Stranded Wire	24	24	26	26	30	30	30	30

THESE DRAWINGS AND SPECIFICATIONS ARE THE PROPERTY OF MH CONNECTORS AND SHALL NOT BE REPRODUCED, COPIED OR USED AS THE BASIS FOR THE MANUFACTURE OR SALE OF APPARATUS WITHOUT WRITTEN PERMISSION.

DRAWN E.P. DATE 23-10-23

APPROVED S.R. DATE 23-10-23

SCALE NA SHEET OF 1 OF 1 REV: 2

DRAWING No MHCP0BxxSS



THIS SERIES FULLY CONFORMS TO THE EUROPEAN UNION DIRECTIVES 2015/863/EU AND 2011/65/EU FOR RoHS COMPLIANCY.



MH CONNECTORS,  
DIVISION OF EDAC