


THIS IS A C.A.D. GENERATED DRAWING
DO NOT MAKE MANUAL REVISIONS TO MASTER.

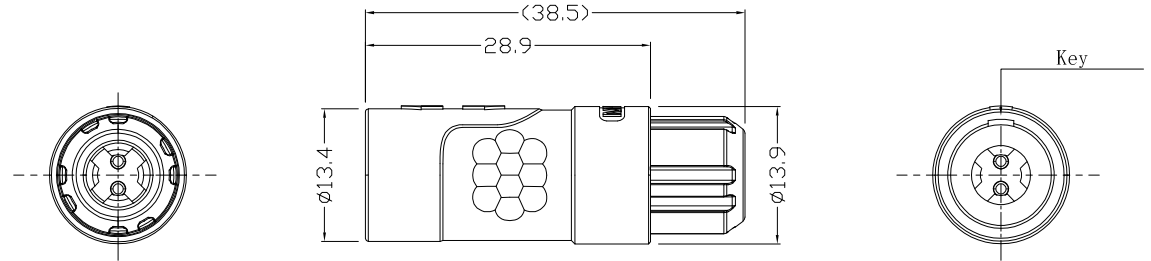


UNLESS OTHERWISE SPECIFIED TOLERANCES
ON DECIMAL IS: ANGLE
UNIT: MM X.
X.X

1) Product main performance:
Operating Temperature: -55°C ~ 150°C
Humidity(max): <=95% [at 60 deg C / 140 F]
Salt Spray Corrosion : 96hr

Mechanical data:
Configuration: IP series, low voltage
Contact type: Soldering
Vibration : 15g[10Hz~2000Hz]
Endurance (Shell) : ≥2000+

Other Specification:
Contact PIN : Gold plated Tin bronze
Housing material : PSU
Other Shell Material: PSU
Insulator material: PPS
IP Rating : IP50
*ALL MATERIALS ARE RoHS COMPLIANT.



MHCP1PxxFSxx

Pin Configuration — Cable code

Pin Configuration	02	03	04	05	06	07
Pin Number						
Pin Size (mm)	1.3	1.3	0.9	0.9	0.7	0.7
Withstand voltage (V) (AC)	1200	1200	1200	1050	1050	1050
Rated Current (A)	10.0	10.0	8.0	7.0	6.0	5.0
Insulation resistance (MΩ)	≥5000MΩ (500V (DC))					
R (max) (mΩ)	≤5	≤5	≤9	≤9	≤12.5	≤12.5
AWG (max) Stranded Wire	20	20	24	24	26	26

Cable code	Cable diameter (mm)	
	Min	Maxi
40	3.5	4.5
50	4.5	5.5
60	5.5	6.5

THESE DRAWINGS AND SPECIFICATIONS ARE THE PROPERTY OF MH CONNECTORS AND SHALL NOT BE REPRODUCED, COPIED OR USED AS THE BASIS FOR THE MANUFACTURE OR SALE OF APPARATUS WITHOUT WRITTEN PERMISSION.

DRAWN E.P. DATE 23-10-23

APPROVED S.R. DATE 23-10-23

SCALE NA SHEET OF 1 OF 2 REV: 2

DRAWING No MHCP1PxxFSxx




THIS SERIES FULLY CONFORMS TO THE EUROPEAN UNION DIRECTIVES 2015/863/EU AND 2011/65/EU FOR RoHS COMPLIANCY.



MH CONNECTORS,
DIVISION OF EDAC

THIS IS A C.A.D. GENERATED DRAWING
DO NOT MAKE MANUAL REVISIONS TO MASTER.

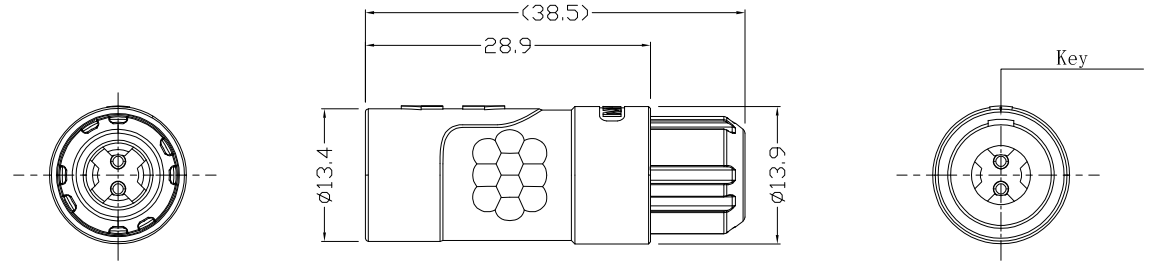


UNLESS OTHERWISE SPECIFIED TOLERANCES
ON DECIMAL IS: ANGLE
UNIT: MM X.
X.X

1) Product main performance:
Operating Temperature : -55°C~150°C
Humidity(max) : <=95% [at 60 deg C / 140 F]
Salt Spray Corrosion : 96hr

Mechanical data:
Configuration: 1P series, low voltag
Contact type: Soldering
Vibration : 15g[10Hz~2000Hz]
Endurance (Shell) : ≥2000+

Other Specification:
Contact PIN : Gold plated Tin bronze
Housing material : PSU
Other Shell Material: PSU
Insulator material: PPS
IP Rating: IP50
*ALL MATERIALS ARE RoHS COMPLIANT.



MHCP1PxxFSxx

Pin Configuration — Cable code

Pin Configuration	08	09	10	14	16
Pin Number					
Pin Size (mm)	0.7	0.5	0.5	0.5	0.5
Withstand voltage (V) (AC)	875	750	750	750	750
Rated Current (A)	5.0	2.5	2.0	2.0	1.5
Insulation resistance (MΩ)	≥5000MΩ (500V (DC))				
R (max) (mΩ)	≤12.5	≤15	≤15	≤15	≤15
AWG (max) Stranded Wire	26	28	28	28	28

Cable code	Cable diameter (mm)	
	Min	Maxi
40	3.5	4.5
50	4.5	5.5
60	5.5	6.5

THESE DRAWINGS AND SPECIFICATIONS ARE THE PROPERTY OF MH CONNECTORS AND SHALL NOT BE REPRODUCED, COPIED OR USED AS THE BASIS FOR THE MANUFACTURE OR SALE OF APPARATUS WITHOUT WRITTEN PERMISSION.

DRAWN E.P. DATE 23-10-23

APPROVED S.R. DATE 23-10-23

SCALE NA SHEET OF 2 OF 2 REV: 2

DRAWING No MHCP1PxxFSxx



THIS SERIES FULLY CONFORMS TO THE EUROPEAN UNION DIRECTIVES 2015/863/EU AND 2011/65/EU FOR RoHS COMPLIANCY.



MH CONNECTORS,
DIVISION OF EDAC