

THIS IS A C.A.D. GENERATED DRAWING  
DO NOT MAKE MANUAL REVISIONS TO MASTER.



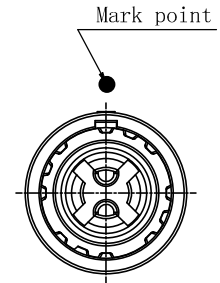
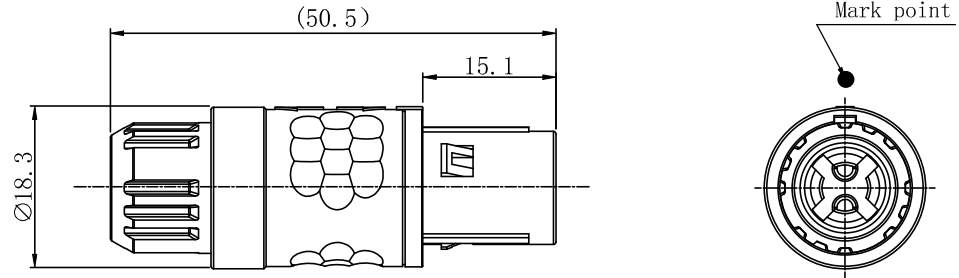
UNLESS OTHERWISE SPECIFIED TOLERANCES  
ON DECIMAL IS: ANGLE  
UNIT: MM X.  
X.X

1) Product main performance:

Operating Temperature : -55°C ~150°C  
Humidity(max): <=95% [at 60 deg C / 140 F]

Mechanical data:  
Vibration: 15g [10Hz~2000Hz]  
Endurance (Shell): 1000+

Other Specification:  
Contact PIN: Gold plated Tin bronze  
Housing Material: PSU  
Other Shell Material: PSU  
Insulator material: PPS  
IP Rating: IP50  
\*ALL MATERIALS ARE RoHS COMPLIANT



Pin Configuration	02	03	04	05	06	07	08
Pin Number							
Pin Size (mm)	2.0	1.6	1.3	1.3	1.3	1.3	0.9
Withstand voltage (V) (AC)	2100	2400	1850	1750	1350	1750	1500
Rated Current (A)	30.0	17.0	15.0	14.0	12.0	11.0	10.0
Insulation resistance (MΩ)	≥5000MΩ (500V(DC))						
R (max) (mΩ)	≤3.5	≤4	≤5	≤5	≤5	≤5	≤9
AWG (max) Stranded Wire	16	16	20	20	20	20	24

# MHCP2PxxPSxx

Pin Configuration — Cable code

Cable code (mm)	Cable diameter (mm)	
	Min	Maxi
50	3.2	5.2
70	5.3	7.2
90	7.3	9.2

THESE DRAWINGS AND SPECIFICATIONS ARE THE PROPERTY OF MH CONNECTORS AND SHALL NOT BE REPRODUCED, COPIED OR USED AS THE BASIS FOR THE MANUFACTURE OR SALE OF APPARATUS WITHOUT WRITTEN PERMISSION.

DRAWN E.P. DATE 23-10-23

APPROVED S.R. DATE 23-10-23

SCALE NA SHEET OF 1 OF 2 REV: 2

DRAWING No MHCP2PxxPSxx



THIS SERIES FULLY CONFORMS TO THE EUROPEAN UNION DIRECTIVES 2015/863/EU AND 2011/65/EU FOR RoHS COMPLIANCY.



MH CONNECTORS,  
DIVISION OF EDAC

THIS IS A C.A.D. GENERATED DRAWING  
DO NOT MAKE MANUAL REVISIONS TO MASTER.



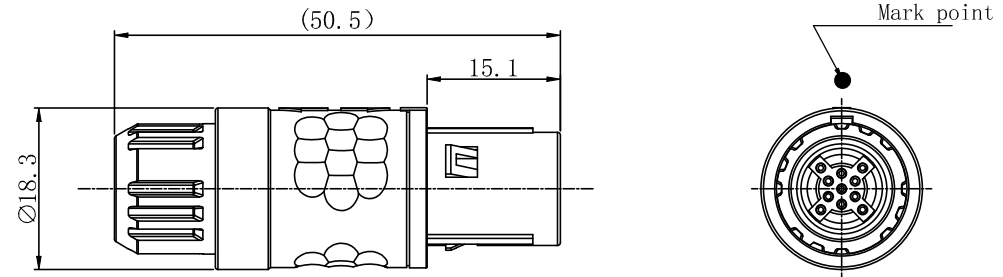
UNLESS OTHERWISE SPECIFIED TOLERANCES  
ON DECIMAL IS: ANGLE  
UNIT: MM X.  
X.X

1) Product main performance:

Operating Temperature: -55°C~150°C  
Humidity(max): <=95% [at 60 deg C / 140 F]

Mechanical data:  
Vibration: 15g[10Hz~2000Hz]  
Endurance (Shell): 1000+

Other Specification:  
Contact PIN : Gold plated Tin bronze  
Housing Material: PSU  
Other Shell Material: PSU  
Insulator material: PPS  
IP Rating: IP50  
\*ALL MATERIALS ARE RoHS COMPLIANT



Pin Configuration	10	12	16	19	26	32	34
Pin Number							
Pin Size (mm)	0.9	0.7	0.7	0.7	0.5	0.5	0.5
Withstand voltage (V) (AC)	1450	1250	1500	1400	1000	700	700
Rated Current (A)	8.0	7.0	6.0	5.0	2.0	1.5	1.5
Insulation resistance (MΩ)	≥5000MΩ (500V (DC))						
R (max) (mΩ)	≤9	≤12.5	≤12.5	≤12.5	≤15	≤15	≤15
AWG (max) Stranded Wire	24	26	26	26	30	30	30

# MHCP2PxxPSxx

Pin Configuration — Cable code

Cable code (mm)	Cable diameter (mm)	
	Min	Maxi
50	3.2	5.2
70	5.3	7.2
90	7.3	9.2

THESE DRAWINGS AND SPECIFICATIONS ARE THE PROPERTY OF MH CONNECTORS AND SHALL NOT BE REPRODUCED, COPIED OR USED AS THE BASIS FOR THE MANUFACTURE OR SALE OF APPARATUS WITHOUT WRITTEN PERMISSION.

DRAWN		DATE	
E.P.		23-10-23	
APPROVED		DATE	
S.R.		23-10-23	
SCALE	SHEET OF	REV:	
NA	2 OF 2	2	
DRAWING No MHCP2PxxPSxx			



THIS SERIES FULLY CONFORMS TO THE EUROPEAN UNION DIRECTIVES 2015/863/EU AND 2011/65/EU FOR RoHS COMPLIANCY.



MH CONNECTORS,  
DIVISION OF EDAC